



The cost of Ebola in West Africa


GUINEA
\$600 MILLION



SIERRA LEONE
\$1.9 BILLION



LIBERIA
\$300 MILLION



**\$2.8
BILLION**
OVERALL COST¹

1. <http://www.worldbank.org/en/topic/macroeconomics/publication/2014-2015-west-africa-ebola-crisis-impact-update>

50%
DROP IN TOURISM²

Drop in tourist arrivals in Sierra Leone from 2013 to 2014. The rest of West Africa also saw a 7.7% drop in arrivals in 2014.

2. <https://www.wttc.org/-/media/files/reports/2018/impact-of-the-ebola-epidemic-on-travel-and-tourism.pdf>

51%
NO LONGER IN WORK³

% of Liberian wage earners that reported no longer working in their latest job 9 months into the epidemic.

3. <http://www.worldbank.org/content/dam/Worldbank/document/Economic%20Impact%20Ebola%20Update%202%20Dec%202014.pdf>

4.8–9.4%
DECLINE IN REVENUES⁴

Decline in government revenues in 2015 in the 3 countries (incl. direct & indirect taxes, VAT).

4. <http://pubdocs.worldbank.org/en/297531463677588074/Ebola-Economic-Impact-and-Lessons-Paper-short-version.pdf>

20%
DROP IN GDP

Drop in Sierra Leone's GDP in 2015, wiping out 5 years of development. The GDP per capita dropped by an average \$125 per person in the 3 impacted countries.